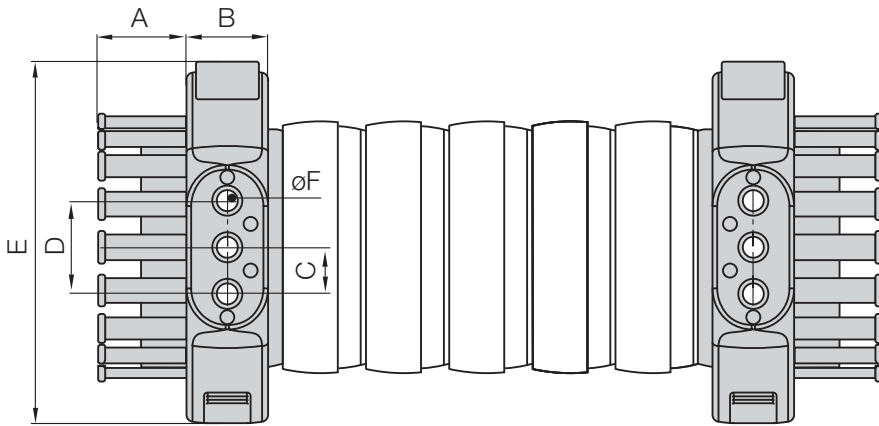


With integrated strain relief tiewrap plates
 TR.40.01 - TR.100.01



- Recommended for TRC/TRE/TRCF, also compatible with TRL/TRLF
- Standard fixation onto the robot or machine with strain relief

Standard mounting brackets | **With strain relief**



TR.40.01 - TR.100.01

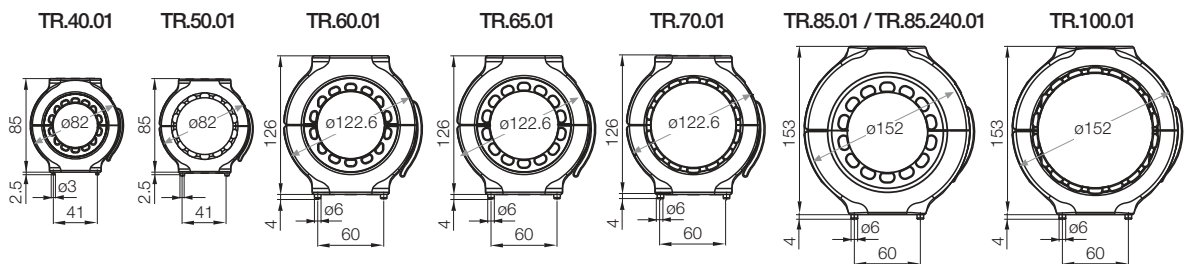
Ø Index	Part No. with strain relief	A [mm]	B [mm]	C [mm]	D [mm]	E [mm]	F [mm]
30.	▶ Alternative: light mounting bracket	-	-	-	-	-	-
40.	▶ TR.40.01.M6 ^{1) 2)}	17.8	21	13.5	27	84.5	6.5
50.	▶ TR.50.01.M6 ¹⁾	21	21	13.5	27	84.5	6.5
60.	▶ TR.60.01.M8 ^{1) 2)}	25	32	20	40	126	9
65.	▶ TR.65.01.M8 ^{1) 5)}	25	32	20	40	126	9
70.	▶ TR.70.01.M8 ^{1) 2)}	25	32	20	40	126	9
85.	▶ TR.85.01.M8 ¹⁾	38	35	20	40	155	9
85. (R 240)	▶ TR.85.240.01.M8 ^{1) 4)}	38	35	20	40	155	9
100.	▶ TR.100.01.M8 ¹⁾	38	35	20	40	155	9
125.	▶ Alternative: standard mounting bracket without strain relief	-	-	-	-	-	-

Strain reliefs are for use on the fixed end and/or moving end.

Standard: through holes in Ø F - 1) option: with threaded bushings, steel, M6/M8

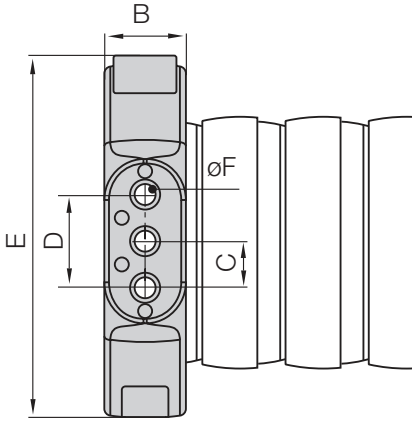
2) Available as ESD-Version from stock

4) Only for special size TRCF.85.240.0 with 240 degree bend radius 5) Available for delivery upon request. Please consult igus® for delivery time.

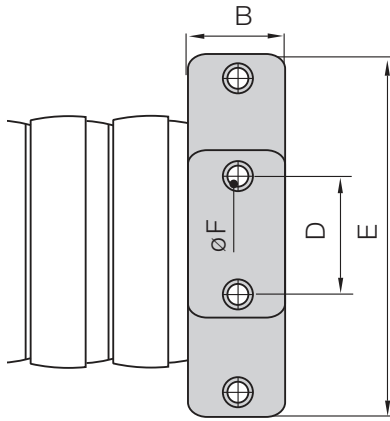



Standard mounting brackets | Without strain relief

Without strain relief, only for TR.40.02 - TR.100.02



Without strain relief, only for TR.125.02





- Recommended for TRC/TRE/TRCF, also compatible with TRL/TRLF
- Standard fixation onto the machine/robot without strain relief
- Can also serve as intermediate bracket

Standard mounting brackets | Without strain relief



Ø Index	Part No. without strain relief or as intermediate bracket	A [mm]	B [mm]	C [mm]	D [mm]	E [mm]	F [mm]
30.	▶ Alternative: light mounting bracket	-	-	-	-	-	-
40.	▶ TR.40.02.M6 ¹⁾	-	21	13.5	27	84.5	6.5
50.	▶ TR.50.02.M6 ¹⁾	-	21	13.5	27	84.5	6.5
60.	▶ TR.60.02.M8 ¹⁾	-	32	20	40	126	9
65.	▶ TR.65.02.M8 ¹⁾	-	32	20	40	126	9
70.	▶ TR.70.02.M8 ¹⁾	-	32	20	40	126	9
85.	▶ TR.85.02.M8 ¹⁾	-	35	20	40	155	9
85. (R 240)	▶ TR.85.240.02.M8 ^{1) 4)}	-	35	20	40	155	9
100.	▶ TR.100.02.M8 ¹⁾	-	35	20	40	155	9
125.	▶ TR.125.02.M8 ¹⁾	-	40	-	64	190	9

Standard: through holes in Ø F - 1) option: with threaded bushings, steel, M6/M8

2)  Available as ESD-Version from stock

4) Only for special size TRCF.85.240.0 with 240 degree bend radius

